

HCM SERIES

A



DESCRIPTION

The HCM Series can be wall or window mounted. It is designed specifically for exhausting air from domestic and commercial installations such as kitchens, bathrooms, store-rooms and all types of small or confined areas.

Typical Applications

Exhaust from kitchens, ensuites, bathrooms, store-rooms and other small commercial installations.

Suitable for installations where maximum ambient temperature does not exceed 40°C. Optional weather cap is highly recommended for applications where external grille is exposed to direct sun and strong winds.

Features

- Available in 3 sizes for 230V supply.
- All models incorporate air operated shutters.
- Impeller blades are sickle shaped for high performance.
- Quiet operation.
- IPX4 rated.
- Weather Cap optional for protection against harsh external conditions.
- Suitable for mounting on vertical plain only.
- For wall mounting, a kit of threaded "wall rods" and sleeves can be supplied as an optional extra. Caters for walls ranging in thickness from 25 to 300mm.

Construction

Weather and impact resistant plastic housings.


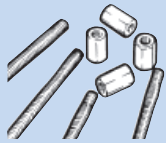
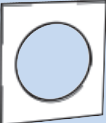
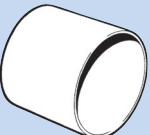
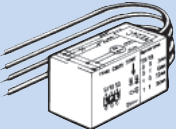
Motors

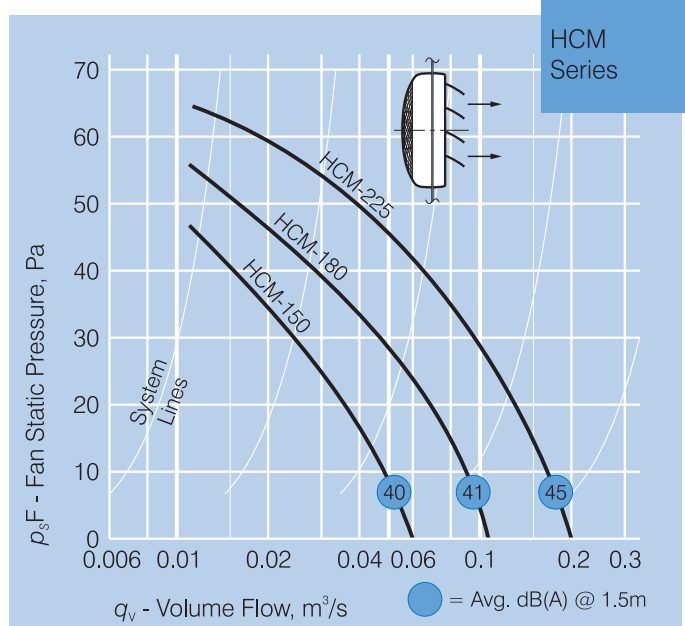
Type-squirrel cage, capacitor run.
Electricity supply - single-phase 230V, 50Hz.
Bearings - sleeve.
Class B motor, IPX4 rated.

Internal Thermal Protection

Fuse type

ANCILLARY EQUIPMENT

 Weather Cap Ref. A-11	 WALLRODSPK - Wall rods Ref. Section J	 WP - Wall plate Ref. Section J
 WT - Wall tube Ref. Section J	 VZ - Run-on timer Ref. Section M	



Testing

Air flow to ISO5801:1997
Noise to BS848:Part 2, 1985

Wiring Diagram

See Section N.

TECHNICAL DATA

Model Number	Fan Speed rev/sec	Free Air m ³ /sec	Avg. dB(A) @ 3 m	HCM.. 1 ph. Watts	1 ph. Amps
HCM-150N	32	0.11	33	25	0.16
HCM-180N	33	0.17	33	25	0.18
HCM-225N	28	0.25	40	40	0.30

NOISE DATA

Model Number	Sound Power Levels L _w dB re 1pW							
	63	125	250	500	1k	2k	4k	8k
HCM-150N	53	54	54	51	47	45	40	33
HCM-180N	54	58	52	49	49	46	41	33
HCM-225N	70	65	61	56	55	54	49	42

SUGGESTED SPECIFICATION

The wall/window fans shall be of the HCM Series as supplied by Fantech Pty Ltd and be of the model numbers shown on the schedule/drawings. The squirrel cage motor shall be IPX4 rated. It shall be fitted with air operated shutters.
All models shall be fully tested to ISO5801:1997 for air flow and BS848:Part 2, 1985 for noise.

HOW TO ORDER

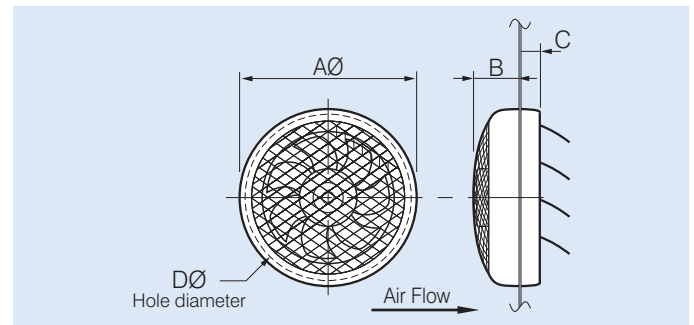
Select the model that exhausts the closest to your requirements. If the performance required falls between two fans, it is recommended you select the one handling the most air.



Scan the QR code to view more information online.



DIMENSIONS



Model Number	Dimensions, mm			DØ, Hole cut-out
	AØ	B	C	
HCM-150N	214	63	35	183 - 188
HCM-180N	255	100	35	220 - 225
HCM-225N	298	90	35	262 - 267

WEATHER CAP



FEATURES

Optional external weather cap to suit HCM fans for exposed wall mounted locations to provide additional protection against direct sun, high wind and rain.

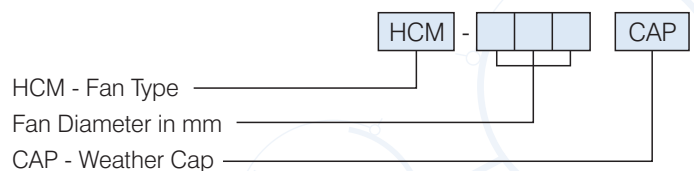
Features include:

- low profile design
- available as a separate component
- colour matched to suit fan (white)
- bird mesh fitted as standard

HCM-150CAP - suits HCM-150N fan

HCM-180CAP - suits HCM-180N fan

HOW TO ORDER



FANTECH
Intelligent Ventilation