

Plastic Wall Tube Installation Instructions

Installing the Wall Tube:

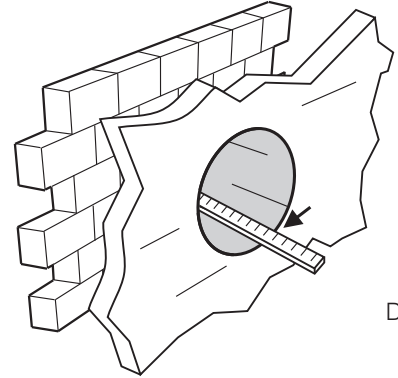
1. Check required length of the wall tube by measuring cavity - include fan spigot if necessary. (Diag. 1)
2. Mark and cut tube to length with scissors or knife. (Diag. 2)
3. Measure for fan spigot diameter.
4. Wrap tube around spigot* (if practicable) and fasten with duct tape# or similar at desired diameter. (Diag. 3)
5. Make sure the tube forms a parallel-sided cylinder.
6. Tape# tube to fan spigot* (if practicable) and insert fan and tube into wall cavity. (Diag. 4)
7. Slide external louvre spigot into or over wall tube.

*Please Note: Fantech HV and HCM Series fans do not have spigots. When fitting these units with wall tubes, it is unnecessary to tape the wall tube to the fan. Refer to fan spigot diameter chart below for sizing.

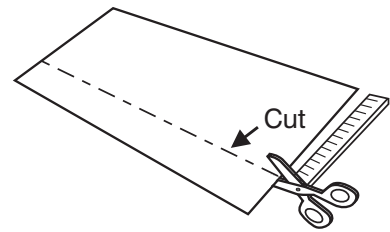
Fantech Models:

EDM Model	Fan Model	HCM Model	Minitube Model MT.	Ring/Vogue Plate Model RP./VRP.	Stylvent Model	Wall Tube Part No.	Spigot Dia. Range, mm
EDM-100	-	-	-	-	-	WT130PPK	100-130
EDM-200	-	-	-	-	-	WT130PPK	100-130
EDM-300	-	HCM-150	-	20.	HV-150	WT230PPK	150-230
-	-	HCM-180	-	-	-	WT230PPK	150-230
-	EN20	HCM-225	25.	25.	HV-250	WT370PPK	250-370
-	EN25	-	30.	30.	HV-300	WT370PPK	250-370
-	EN31	-	35.	35.	-	WT370PPK	250-370
-	EV22	-	-	-	-	WT370PPK	250-370
-	EV26	-	-	-	-	WT370PPK	250-370
-	EV31	-	-	-	-	WT370PPK	250-370

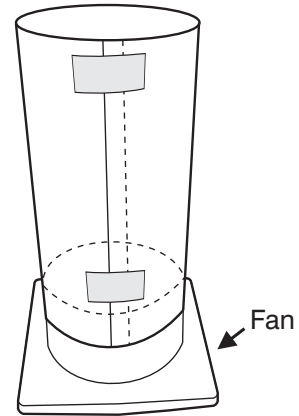
#Tape not included.



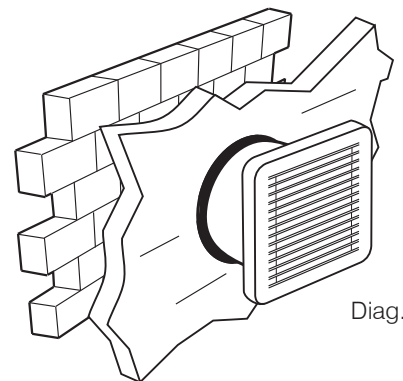
Diag. 1



Diag. 2



Diag. 3



Diag. 4



GOODS AND WARRANTY

1. When supplying goods to a consumer, the following mandated statement applies:
“Our goods come with guarantees that cannot be excluded under the Australian Consumer Law. You are entitled to a replacement or refund for a major failure and for compensation for any other reasonably foreseeable loss or damage. You are also entitled to have the goods repaired or replaced if the goods fail to be of acceptable quality and the failure does not amount to a major failure.”
2. The benefits of this warranty are in addition to any rights and remedies imposed by Australian State and Federal legislation that cannot be excluded. Nothing in this warranty is to be interpreted as excluding, restricting or modifying any State or Federal legislation applicable to the supply of goods and services which cannot be excluded, restricted or modified.
3. Subject to the conditions and limitation below, the Company warrants products of its manufacture to be free of defects in workmanship and/or materials at the time of delivery to the Buyer.
4. Any part, assembly or portion thereof found to be defective within one year from the date of commissioning or eighteen (18) months from date of shipment from our factory, whichever is the sooner, unless expressly stated otherwise in the Company’s Publications or Literature, will be repaired or exchanged F.O.B factory.
5. The Company reserves the right to replace defective parts of the goods with parts and components of similar quality, grade and composition where an identical component is not available.
6. Goods presented for repair may be replaced by refurbished goods of the same type rather than being repaired. Refurbished parts may be used to repair the goods.
7. Goods or parts that have been returned for repair (except where the repair is as a result of the Company’s failure to comply with the statutory guarantees in the ACL) or warranty assessment are deemed to have been abandoned by the Buyer if not collected within 30 days after the Company has notified the Buyer in writing of the warranty assessment outcome or the completed repair.
8. The Company reserves the right to dispose or otherwise deal with an abandoned product or part at its discretion.
9. This warranty does not apply if:
 - (i) the goods have not been paid for by the Buyer as per the credit terms provided; or
 - (ii) the goods have not been installed in accordance with AS NZS 3000/2000 Australian/New Zealand Wiring rules; or
 - (iii) the goods have been misused or neglected.
10. The Company assumes no responsibility under this warranty for the labour costs involved in the removal of defective parts, installation of new parts or service charges related thereto.
11. If a fault covered by this warranty occurs, the Buyer must first contact the Company at the contact address listed below.
12. Any warranty claim must be accompanied by:
 - (i) proof of purchase;
 - (ii) written details of the alleged defect; and
 - (iii) appropriate documentation (such as installation and maintenance records etc).
13. The Company shall have the option of requiring the return of the defective part (transportation prepaid by the Buyer) to establish the claim.
14. The Company makes no warranties or representations other than set out in this clause 7.
15. The repair or exchange of the goods or part of the goods, is the absolute limit of the Company’s liability under this express warranty.



Fantech Contacts

Head Office
Victoria - Melbourne
A.B.N. 11 005 434 024
Ph: +61 (3) 9554 7845
Fax: +61 (3) 9554 7833
Email: info@fantech.com.au

Australia
Adelaide (08) 8294 0530
Brisbane (07) 3299 9888
Darwin (08) 8947 0447
Melbourne H.O. (03) 9554 7845
Perth (08) 9209 4999
Sydney (02) 8811 0400

New Zealand
Auckland H.O. (09) 444 6266
Christchurch (03) 379 8622
Wellington (04) 566 0532

Asia
For agents in the Asian region
call (603) 7846 0340
or visit www.eltafantechasia.com

www.fantech.com.au